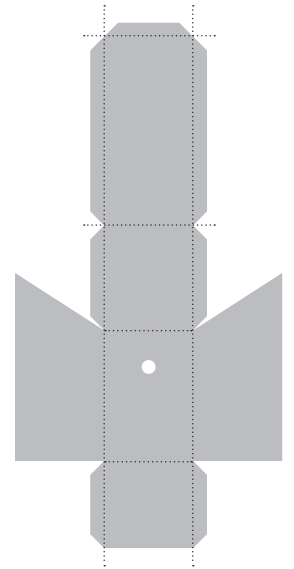



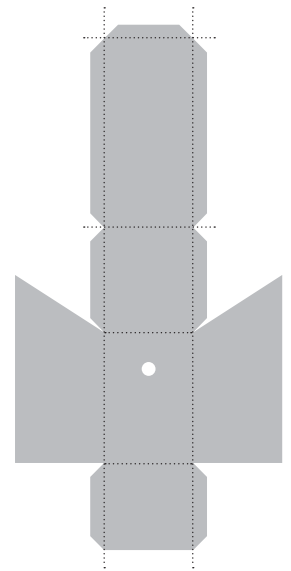

1. Print out on 160gsm card
2. Cut out around body and tabs
3. Score and fold along dotted lines as indicated above
4. Stick the tabs carefully

In my dappled eye (5)



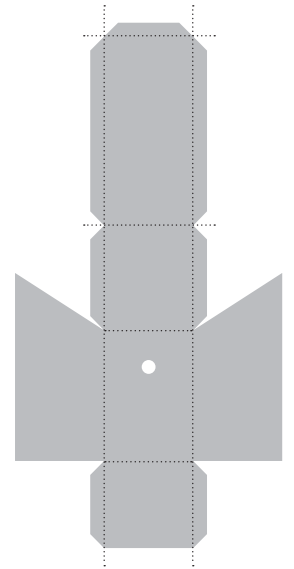
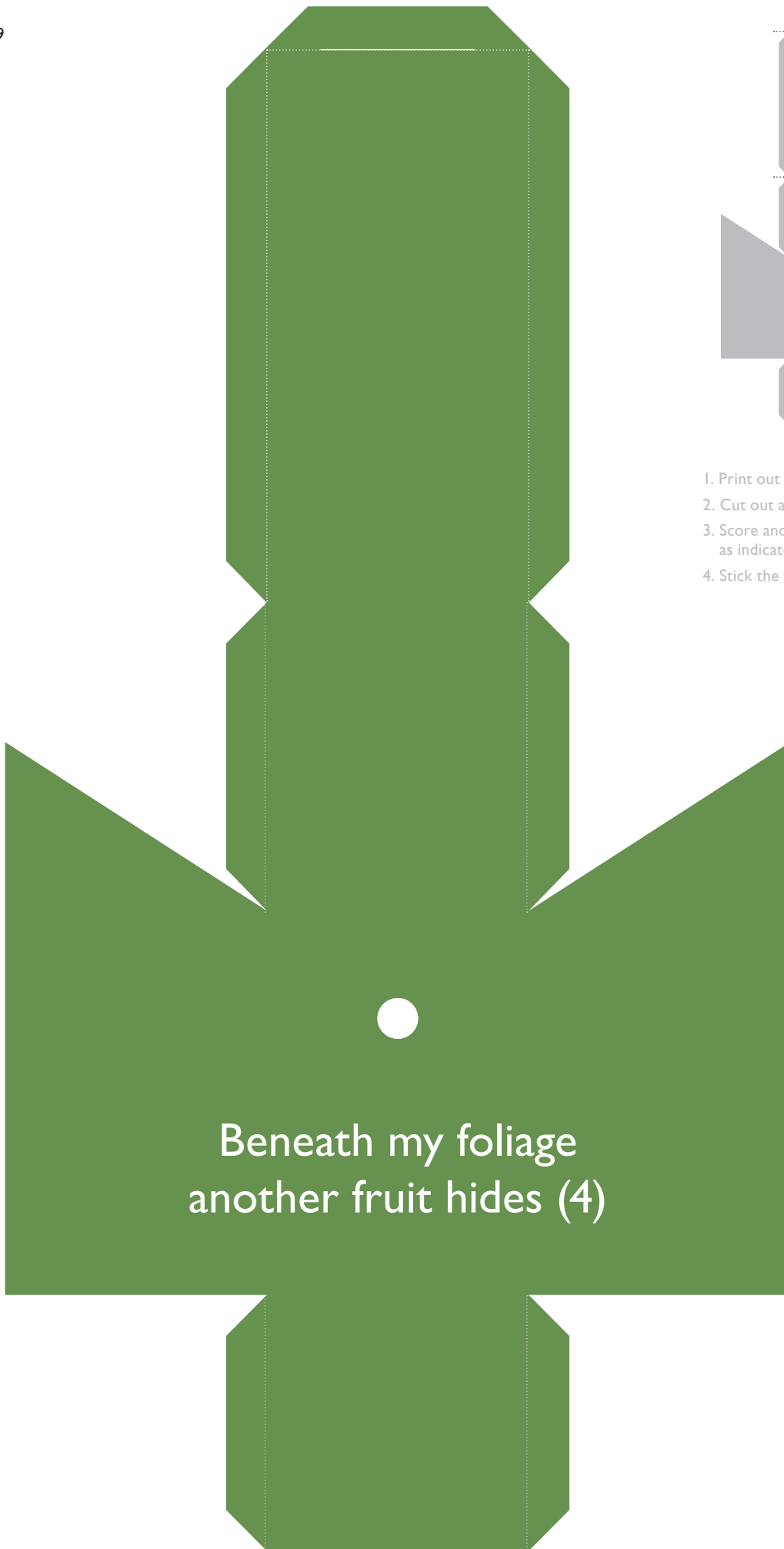
1. Print out on 160gsm card
2. Cut out around body and tabs
3. Score and fold along dotted lines as indicated above
4. Stick the tabs carefully

Heads bow as his embers scatter (3)

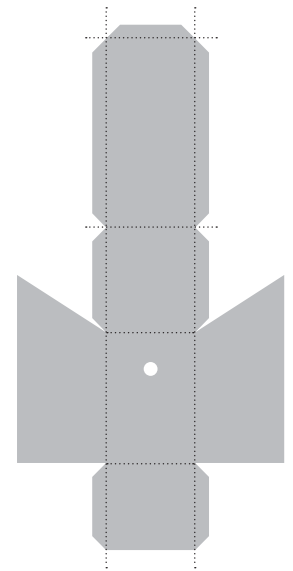



1. Print out on 160gsm card
2. Cut out around body and tabs
3. Score and fold along dotted lines as indicated above
4. Stick the tabs carefully

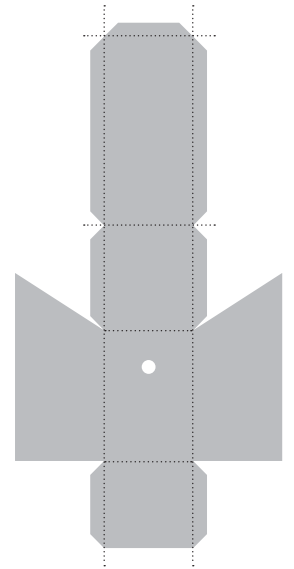
Neat as pencil (5)



1. Print out on 160gsm card
2. Cut out around body and tabs
3. Score and fold along dotted lines as indicated above
4. Stick the tabs carefully

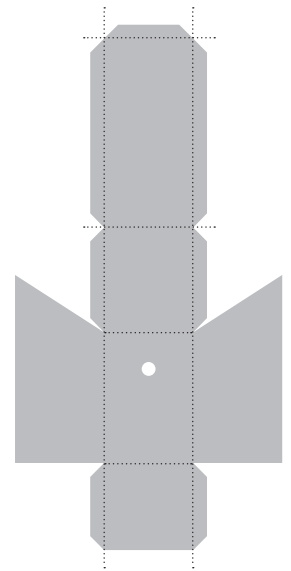



1. Print out on 160gsm card
2. Cut out around body and tabs
3. Score and fold along dotted lines as indicated above
4. Stick the tabs carefully



1. Print out on 160gsm card
2. Cut out around body and tabs
3. Score and fold along dotted lines as indicated above
4. Stick the tabs carefully

A summer soaking (3)



1. Print out on 160gsm card
2. Cut out around body and tabs
3. Score and fold along dotted lines as indicated above
4. Stick the tabs carefully